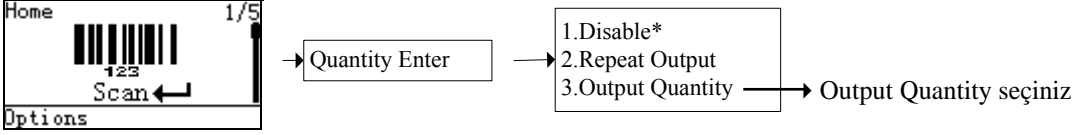
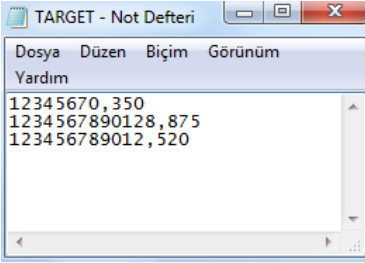


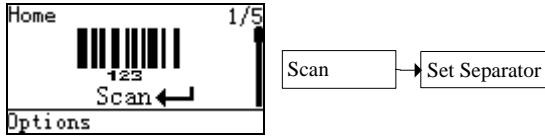
Okunan barkodlara adet girilmesi



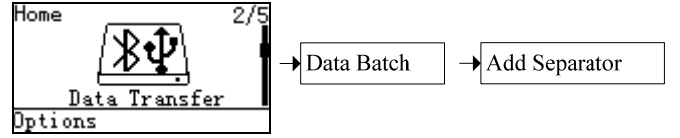
Seçim yapıldıktan sonra, barkod okuturuldu nda adet giri i aktif olacaktır.
Örnek format: "Barkod virgül adet" "xxxxxx,15"



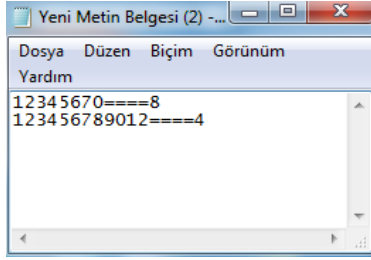
Ayraç karakteri belirlemek;



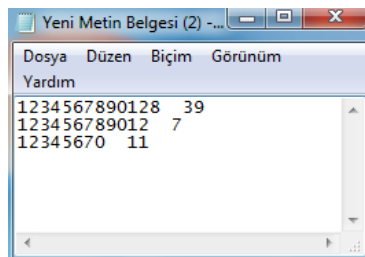
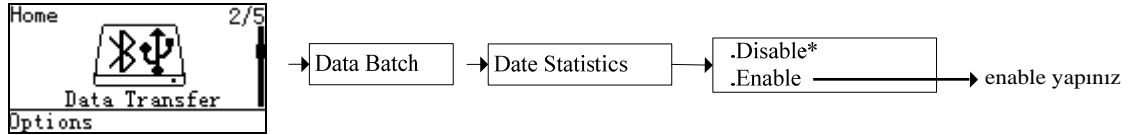
(Eski versiyon cihazlarda)



Ayraç karakteri olarak 4 adet e ittir karakteri belirlenmi tir "===="



Aynı barkod dan kaç adet okutulmu ise, otomatik toplanması ve adet olarak yazılması



Soru, görü veya önerilerinizi

ercan.yavuz@perkon.com.tr adresine mail yoluyla gönderebilirsiniz

yi çalı malar dileriz...